

Welcome to the revolution.

Offering Clearpay in your store means you've joined the new world of financial freedom for all! Together, we can power an economy where everyone wins.

Shop now. Pay over 6 weeks.
Always interest-free.*

*Customers pay in 4 installments. The first is due today, the remaining three are due every 2 weeks. Late fees apply.

Good for your customers. But what's in it for you?



A Sales Boost

Customers that Clearpay it shop more frequently, and are known to purchase more items at checkout, resulting in an increase in items per transaction and average order value.



Support Store Goals

Even though customers only pay 25% today, the full sale is captured in your store daily sales.



Drive New Customers and Conversion

Our app is designed to increase foot traffic through the shop directory, making customers aware that they can now Clearpay it in your store.

Customer Support

Help Center

Find helpful FAQs and troubleshooting tips here: help.clearpay.com

In-App Chat

> Help > Button in upper right

Scan me!



Scan the QR Code to get additional Clearpay training resources.



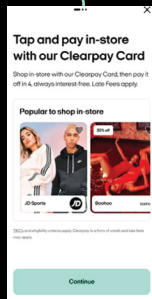
Choose Clearpay.

First time user? One-time set-up. To use Clearpay in-store, customers need to add the Clearpay Card to their digital wallet. Here's how:

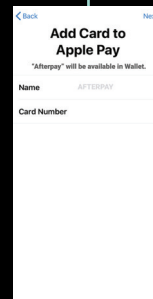
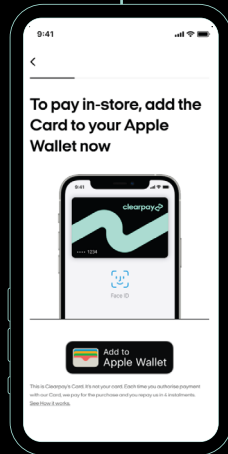
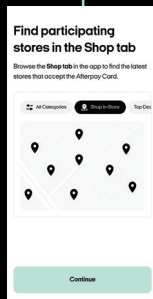
Customers download the Clearpay App from their app store.



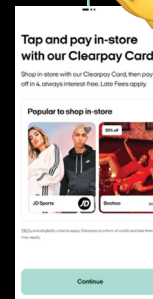
Start



Our tutorial will educate and guide the customer through set-up.



Customers will be prompted to add the Clearpay Card to their digital wallet.



Victory!

The one-time set up is complete.





Clearpay Card is ready to go. Your customer selects "Pay in-store now" to start a new transaction.


Once the Clearpay Card is set up in the wallet, your customer is authorised to use Clearpay's card for their purchases at participating stores. Process the transaction like any other contact-less payment, like Apple Pay or Google Pay.

How to Clearpay it.

Checkout happens in three steps. Check'em out:

- 

App
Start every purchase in the **In-Store tab** of the Clearpay App.
- 

Authorise
Tap **'Authorise and pay in store'** to initiate the payment.
- 

Tap
Tap **"Pay in-store now"** to populate the Clearpay Card. Tap the phone to complete the payment.

How about refunds? They're easy, too.

Refunds are easy with Clearpay because they fit into your existing policy. If the item is eligible, process the return as you would for any contact-less payment method. Clearpay will refund the customer directly in up to 10 business days.

