

# Your Afterpay in-store visual assets.

Convert new customers and increase your revenue with our Visual Merchandise. In a recent in-store test, Afterpay's visual assets drove;



## Window Decal




Apply to entrance points at eye level.

afterpay

Size: 300mm x 105mm

## Educational Postcards



Size: 144mm x 50.4 mm



Place on counter for customers to take home.

## A4 Strut Card



Size: A4 210 x 297mm

Display the A4 strut card in a prominent location.


## Mirror Decals



Size: 144mm x 50.4 mm

Display on mirror surfaces throughout your business.

## Terminal Signs



Apply to top or bottom of the terminal.



Size: 90mm x 65mm

## Wobbler



Size: 100mm x 100 mm



Display in key sales locations.

## Product Tag



Size: 35mm x 100mm

Apply to chosen products throughout your business.

## Quick Reference Guide



Size: A4 210 x 297mm

Place at POS for internal communication.

## Become an in-store expert

- Install your visual merchandising assets
- Get up to speed on the power of Afterpay by heading to [access.afterpay.com](https://access.afterpay.com) to leverage our in-store training.

## Need additional in-store VM or online assets?


- Integrate Afterpay in-store & online with the help of our marketing guidelines, creative assets and visual merchandise assets.
- Visual assets are not to be altered in anyway. Any torn or damaged items should be removed and replaced.



## Tobacco & Gaming Wobbler



Size: 124mm x 43 mm



Merchants selling these products are required to display at point of sale at all times.